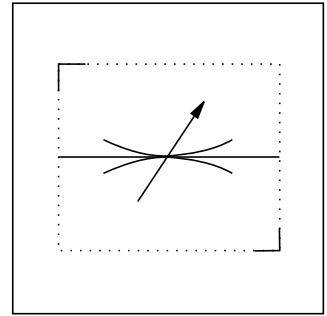
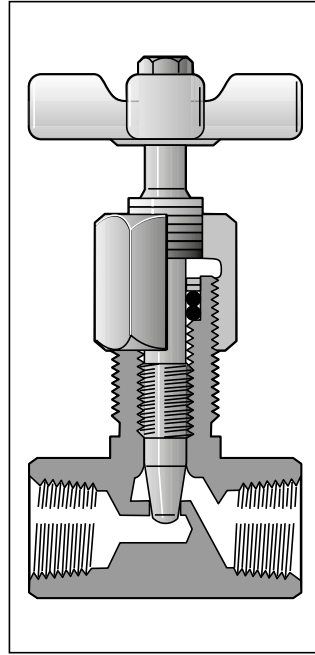
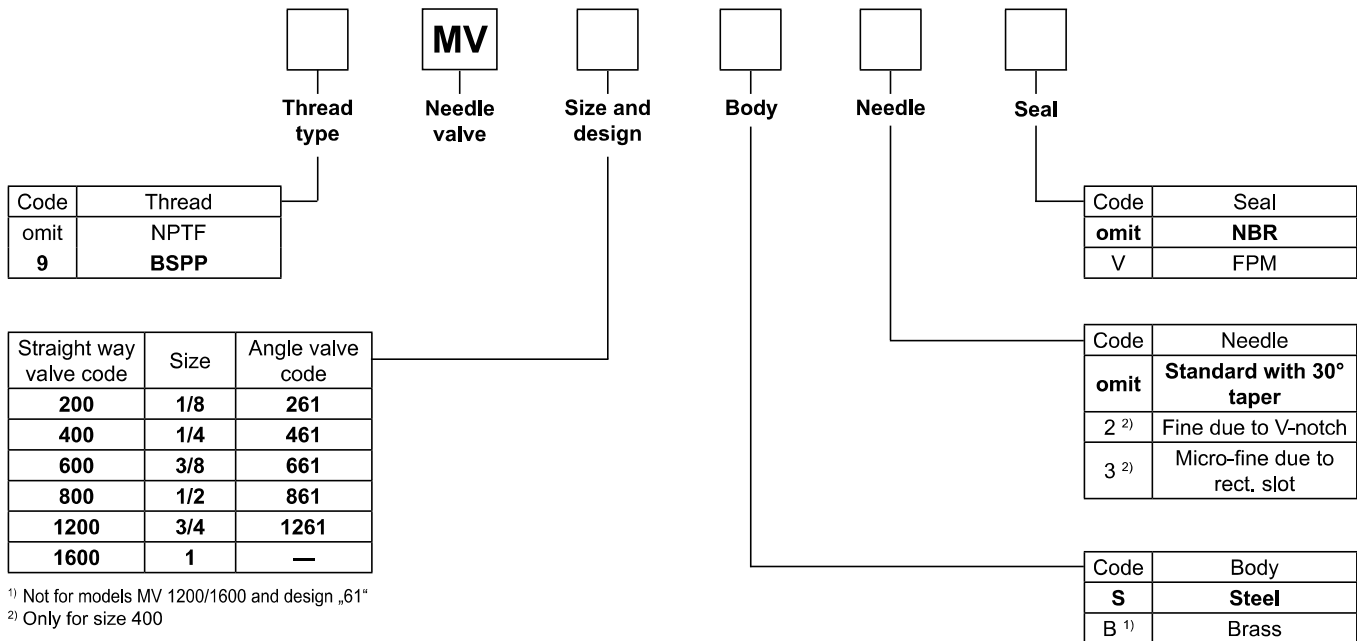


Manatrol needle valve, optional with 30° poppet, V-notch, or rectangular slot. The form of the throttle opening influences the accuracy of the flow setting, which depends on pressure and viscosity. The needle is made of stainless steel and corresponds to a ring gap in the valve body.



**Ordering code**



<sup>1)</sup> Not for models MV 1200/1600 and design „61“  
<sup>2)</sup> Only for size 400

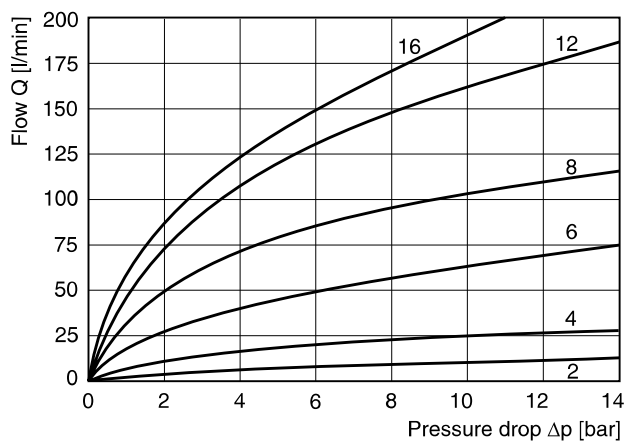
**Bold letters =  
Short-term availability**

**10**

**Technical data**

Size	Max. pressure [bar]		Flow [l/min] Δp 10 bar	Max. cross.sect. [cm²] Δp 10 bar	Kv factor valve open	Weight [kg]
	steel	brass				
200	350	140	11	0.07	3.5	0.13
400	350	140	25	0.14	6.3	0.31
600	350	140	65	0.37	18.5	0.54
800	350	140	105	0.55	27.5	0.95
1200	350	—	160	0.90	45.7	1.58
1600	210	—	190	1.10	54.6	1.9
Size and needle type						
200-2			7			
200-3			2			
400-2			11			

**Δp/Q curves**



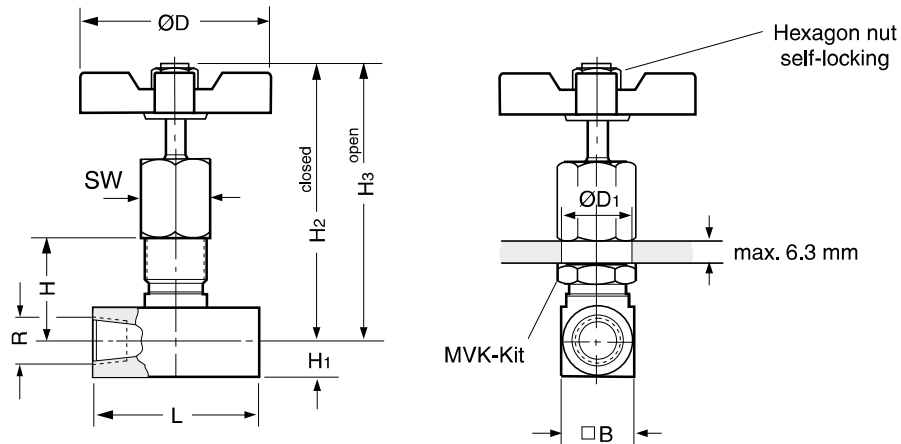
All characteristic curves measured with HLP46 at 50 °C.

$$\text{Flow rate } Q \text{ [l/min]} = K_v \cdot \sqrt{\frac{\Delta p}{\gamma}}$$

$K_v$  from the table  
 $\Delta p$  [bar]  
 $\gamma$  [kg/dm³] = specific weight of the medium  
 (γ for mineral oil = 0.85 - 0.9)

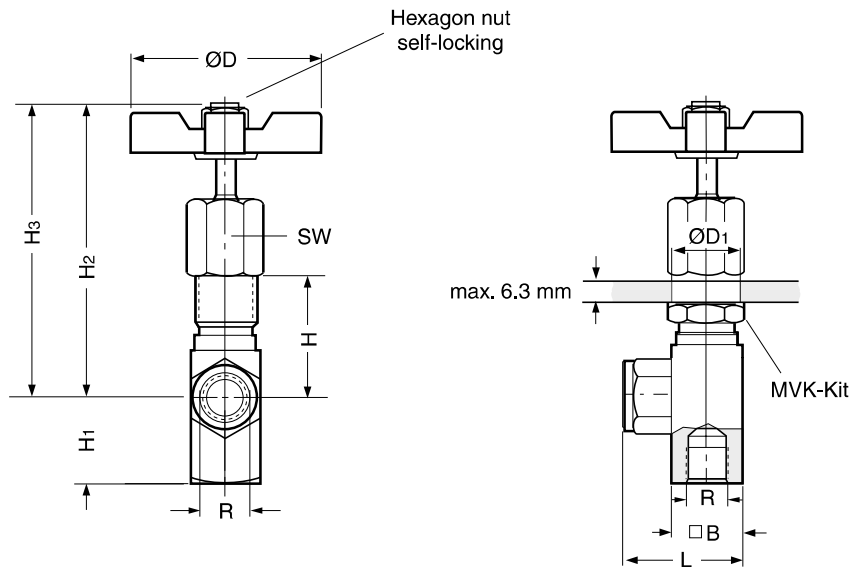
10

**MV\*00 valve with connecting thread in-line**



Size	R*	H	H3	H2	H1	B	ØD1	L	ØD	SW	MVK sets
2	1/8	24	69	64	8	16	15	38	45	15.7	MVK 2
4	1/4	33	86	81	10.5	21	20	51	51	22.1	MVK 4
6	3/8	38	108	100	13	26	23	64	64	25.4	MVK 6
8	1/2	51	130	117	16	32	29	67	83	31.8	MVK 8
12	3/4	54	142	128	19	38	36	83	98	41.2	MVK 12
16	1	60	147	133	22.5	45	36	108	98	41.2	MVK 16

**MV\*61 angle valve with connections at 90° angle**



Size	R*	H	H3	H2	H1	B	ØD1	L	ØD	SW
2	1/8	27	72	67	20.6	16	15	27	45	15.7
4	1/4	36	90	85	27.7	21	20	38	51	22.1
6	3/8	42	111	103	34.8	26	23	45	64	25.4
8	1/2	55	134	121	42.7	32	29	53	83	31.8
12	3/4	59	147	133	41.1	38	36	64	98	41.2

\* Pipe thread G or NPTF